



COVID-19 Data Report

*Data current as of 02/25/2021 4:30pm

Completed Tests

****Total Tests = 191,081**

Positive Rate = 4.2%

	Count**	% of total
Number not detected (negative)	181,420	94.9%
Number pending	270	0.1%

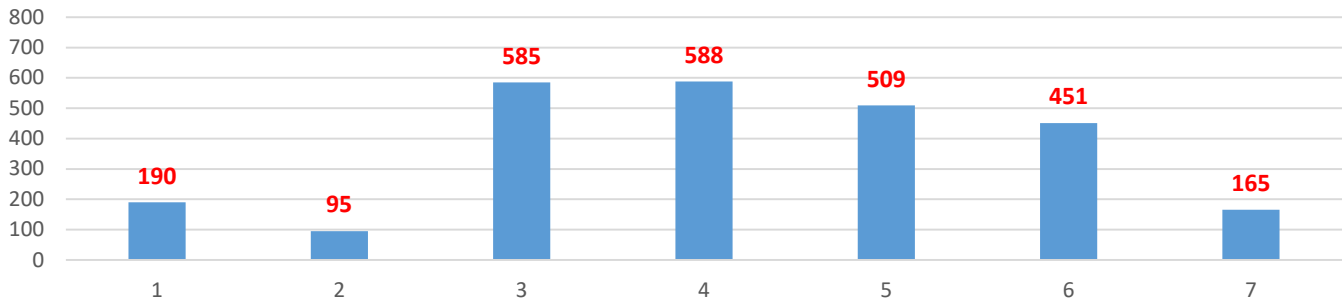
** Count includes GRHC Patients, GRHC Employees, GRIC Dept and Enterprise Employees, and retests

Positive Case Information

*Count does not include retests

	GRIC Enrolled Member	Non-Member	Total	GRIC Enrolled Member Deaths
Residing within GRIC boundary	2,211	372	2,583	59
<u>Not</u> Residing within GRIC boundary	632	3,095	3,727	8
*Total	2,843	3,467	6,310	67

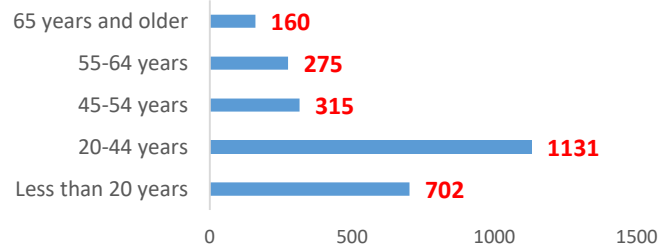
Cumulative Positive Cases Residing within GRIC boundary by District N = 2583



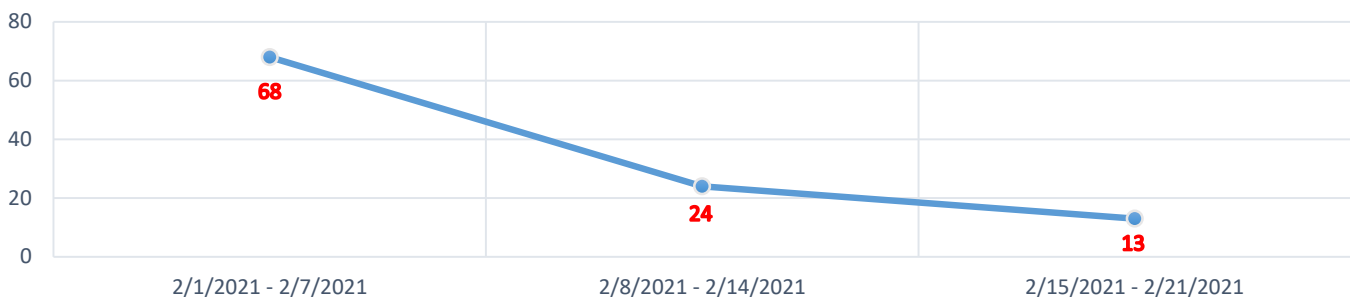
Daily New GRIC Cases

District 1	2
District 2	0
District 3	1
District 4	0
District 5	1
District 6	0
District 7	0

Cumulative Positive Cases by Age Group N = 2583



GRIC Cases Reported in Last 3 Weeks



Information provided in this report is intended to be a general summary of statistical information about the Gila River Indian Community COVID-19 findings as of the date of this writing and not intended for use for any other purposes. All information in this report is subject to change.