



COVID-19 Data Report

*Data current as of 04/04/2023

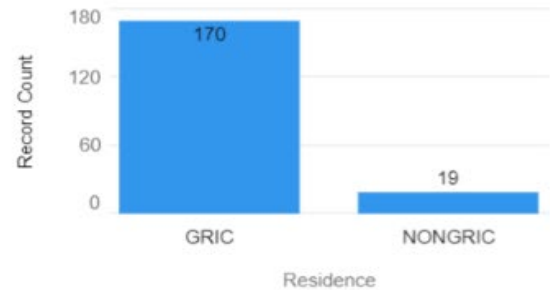
14 Day Pos. Rate = 3.5%

Cumulative Positive Cases - GRIC Residents



[View Report \(Cumulative Positive Cases Residing GRIC\)](#)

GRIC enrolled member deaths



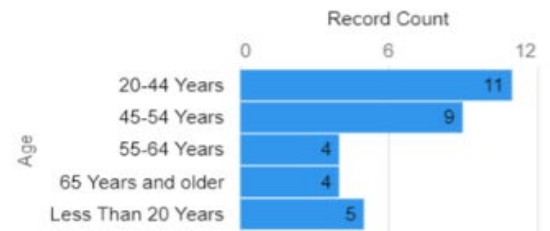
[View Report \(GRIC enrolled member deaths\)](#)

Cases Under Quarantine in Past 7 Days



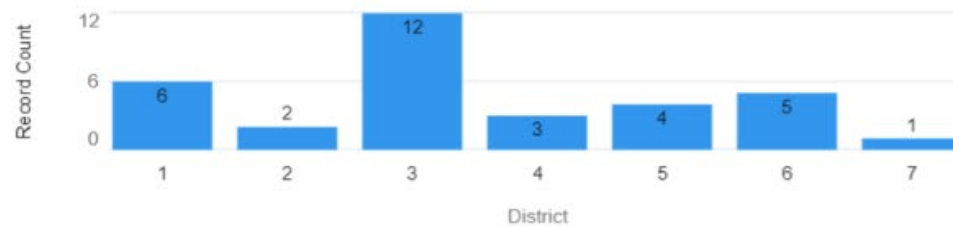
[View Report \(Cases Under Quarantine - Past 7 Days\)](#)

New Cases in Last 14 Days by Age



[View Report \(Cases in Last 14 Days by Age\)](#)

New Cases in Last 14 Days by District



[View Report \(Cases in Last 14 Days by District\)](#)

GRIC Cases in Last 4 Weeks



[View Report \(New GRIC Cases in Last 4 Weeks\)](#)