



COVID-19 Data Report

*Data current as of 10/12/2021 4:00 pm

Completed Tests

****Total Tests = 306,023**

7 Day Pos. Rate = 1.8%

	Count**	% of total
Number not detected (negative)	293,671	96.0%
Number pending	608	0.2%

** Count includes GRHC Patients, GRHC Employees, GRIC Dept and Enterprise Employees, and retests

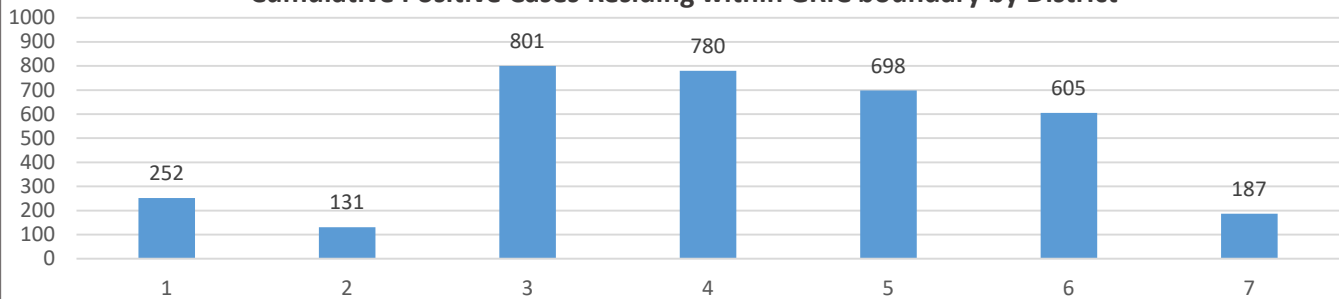
Positive Case Information

*Count does not include retests

	GRIC			GRIC Enrolled Member Deaths
	Enrolled Member	Non-Member	Total	
Residing within GRIC boundary	2,986	468	3,454	82
<u>Not</u> Residing within GRIC boundary	878	3,889	4,767	13
*Total	3,864	4,357	8,221	95

Cumulative Positive Cases Residing within GRIC boundary by District

N = 3,454

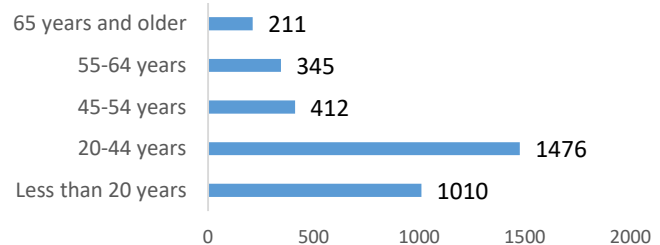


Daily New GRIC Cases

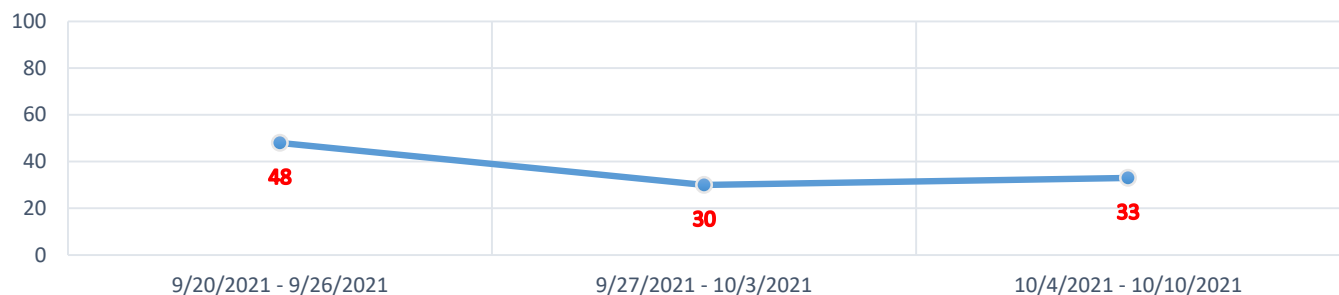
District 1	0
District 2	2
District 3	0
District 4	2
District 5	3
District 6	0
District 7	0

Cumulative Positive Cases by Age Group

N = 3,454



GRIC Cases Reported in Last 3 Weeks



Information provided in this report is intended to be a general summary of statistical information about the Gila River Indian Community COVID-19 findings as of the date of this writing and not intended for use for any other purposes. All information in this report is subject to change.